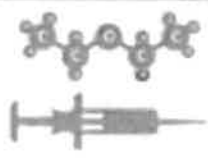
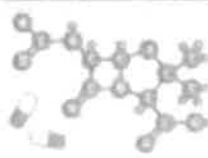











Name _____

Chemistry Summer Work

WHAT'S CHEMISTRY EVER DONE FOR US?

Science plays a vital role in our health, safety, economies and governments. Here are just some of the ways chemistry impacts your everyday life.

ANAESTHETICS  <p>The late surgery under anesthesia for general anesthetic, but the first anaesthetics were only discovered in the mid-1800s. Subsequently, anaesthetics have made today's world.</p>	ANTIBIOTICS  <p>The first antibiotic was penicillin, which was discovered in 1928. It was the first antibiotic to be used to treat bacterial infections. Since then, many other antibiotics have been discovered, making it possible to treat many different types of infections.</p>	BATTERIES  <p>Batteries are everywhere and the first batteries in your pocket were developed in the 1800s. They are still working on making improvements to them.</p>	BIRTH CONTROL  <p>The first oral contraceptive became available in the 1960s. It was a breakthrough in birth control, allowing women to control their fertility and avoid unwanted pregnancies.</p>	CATALYTIC CONVERTERS  <p>Catalytic converters, developed in the 1970s and 80s, convert toxic gases and pollutants in car exhaust into less harmful substances, helping to reduce pollution.</p>
FERTILISERS  <p>The Haber process, developed in the early 1900s, allows us to produce ammonia from nitrogen and hydrogen. This is used to make fertilizers, which help to grow food and keep the world's population fed.</p>	FUELS  <p>Petrol and diesel are refined from crude oil, which is a mixture of many different hydrocarbons. These fuels are used to power cars, trucks, and other vehicles, making it possible to travel long distances.</p>	PLASTICS  <p>Plastics are everywhere in our daily lives. They are made from a variety of different raw materials and are used to make a wide range of products, from packaging to building materials.</p>	SCREENS  <p>If you're reading this on a screen, you have chemistry to thank. The materials used to make screens are a result of many years of research and development by chemists and physicists.</p>	WATER TREATMENT  <p>Many chemicals are added to the water supply to make it safe to drink. Chlorine is used to kill bacteria and other harmful organisms, while calcium is added to make the water harder and prevent it from being corrosive.</p>

© 2019 Royal Society of Chemistry. All rights reserved. For more information, visit www.rsc.org. This work is licensed under a Creative Commons Attribution-NonCommercial 4.0 International License. 

Bring this to your first Chemistry Lesson in September.

Activity 1 Scientific vocabulary: Designing an investigation

Link each term on the left to the correct definition on the right.

Hypothesis

The maximum and minimum values of the independent or dependent variable

Dependent variable

A variable that is kept constant during an experiment

Independent variable

The quantity between readings, eg a set of 11 readings equally spaced over a distance of 1 metre would give an interval of 10 centimetres

Control variable

A proposal intended to explain certain facts or observations

Range

A variable that is measured as the outcome of an experiment

Interval

A variable selected by the investigator and whose values are changed during the investigation

Activity 2 Scientific vocabulary: Making measurements

Link each term on the left to the correct definition on the right.

True value

The range within which you would expect the true value to lie

Accurate

A measurement that is close to the true value

Resolution

Repeated measurements that are very similar to the calculated mean value

Precise

The value that would be obtained in an ideal measurement where there were no errors of any kind

Uncertainty

The smallest change that can be measured using the measuring instrument that gives a readable change in the reading

Activity 3 Scientific vocabulary: Errors

Link each term on the left to the correct definition on the right.

Random error

Causes readings to differ from the true value by a consistent amount each time a measurement is made

Systematic error

When there is an indication that a measuring system gives a false reading when the true value of a measured quantity is zero

Zero error

Causes readings to be spread about the true value, due to results varying in an unpredictable way from one measurement to the next

Understanding and using SI units

Every measurement has a size (eg 2.7) and a unit (eg metres or kilograms). Sometimes, there are different units available for the same type of measurement. For example, milligram, gram, kilogram and tonne are all units used for mass.

There is a standard system of units, called the SI units, which are used for most scientific purposes.

These units have all been defined by experiment so that the size of, say, a metre in the UK is the same as a metre in China.

There are seven SI base units, which are given in the table.

Physical quantity	Unit	Abbreviation
Mass	kilogram	kg
Length	metre	m
Time	second	s
Electric current	ampere	A
Temperature	kelvin	K
Amount of substance	mole	mol
luminous intensity	candela	cd

All other units can be derived from the SI base units. For example, area is measured in metres square (written as m^2) and speed is measured in metres per second

(written as m s^{-1} : not that this is a change from GCSE, where it would be written as m/s).

Using prefixes and powers of ten

Very large and very small numbers can be complicated to work with if written out in full with their SI unit. For example, measuring the width of a hair or the distance from Manchester to London in metres (the SI unit for length) would give numbers with a lot of zeros before or after the decimal point, which would be difficult to work with.

So, we use prefixes that multiply or divide the numbers by different powers of ten to give numbers that are easier to work with. You will be familiar with the prefixes milli (meaning $1/1000$), centi ($1/100$), and kilo (1×1000) from millimetres, centimetres and kilometres.

There is a wide range of prefixes. Most of the quantities in scientific contexts will be quoted using the prefixes that are multiples of 1000. For example, we would quote a distance of 33 000 m as 33 km.

The most common prefixes you will encounter are given in the table.

Prefix	Symbol	Power of 10	Multiplication factor	
Tera	T	10^{12}	1 000 000 000 000	
Giga	G	10^9	1 000 000 000	
Mega	M	10^6	1 000 000	
kilo	k	10^3	1000	
deci	d	10^{-1}	0.1	1/10
centi	c	10^{-2}	0.01	1/100
milli	m	10^{-3}	0.001	1/1000
micro	μ	10^{-6}	0.000 001	1/1 000 000
nano	n	10^{-9}	0.000 000 001	1/1 000 000 000
pico	p	10^{-12}	0.000 000 000 001	1/1 000 000 000 000
femto	f	10^{-15}	0.000 000 000 000 001	1/1 000 000 000 000 000

Activity 4 SI units and prefixes

1. What would be the most appropriate unit to use for the following measurements?

- a. The mass of water in a test tube.
- b. The volume of water in a burette.
- c. The time taken for a solution to change colour.
- d. The radius of a gold atom.
- e. The number of particles eg atoms in a chemical.
- f. The temperature of a liquid.

2. Re-write the following quantities using the correct SI units.

- a. 0.5 litres
- b. 5 minutes
- c. 20 °C
- d. 70 °F
- e. 10 ml (millilitres)
- f. 5.5 tonnes
- g. 96.4 microlitres (μl)

3. Scientists have been developing the production of a new material through the reaction of two constituents.

Before going to commercial production, the scientists must give their data in the correct SI units.

- a. The flow rate of the critical chemical was reported as 240 grams per minute at a temperature of 20 °C.

Re-write this flow rate using the correct SI units. Show your working.

Using maths skills

Throughout your A-level Chemistry course you will need to be able to use maths skills you have developed in your GCSE Chemistry and GCSE maths courses, such as using standard form, rounding correctly and quoting your answer to an appropriate number of significant figures.

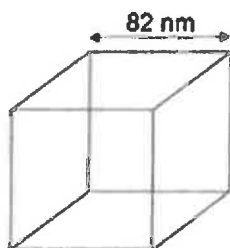
Activity 8 Using maths skills

1. Write the following numbers in standard form:

- a. 4000
- b. 1 000 000

2. Zinc oxide can be produced as nanoparticles.

A nanoparticle of zinc oxide is a cube of side 82nm.



Calculate the surface area of a nanoparticle of zinc oxide. Give your answer in standard form

3. Express the following numbers to 3 significant figures:

- a. 57 658
- b. 0.045346

4. Toothpaste may contain sodium fluoride (NaF).

The concentration of sodium fluoride can be expressed in parts per million (ppm). 1 ppm represents a concentration of 1 mg in every 1 kg of toothpaste.

A 1.00 g sample of toothpaste was found to contain 2.88×10^{-5} mol of sodium fluoride.

The Periodic Table of the Elements

[illegible]

* 58 - 71 Lanthanides

f 90 - 103 Actinides

Activity 9 Atoms

1. Give the atomic number of:
 - a. Osmium
 - b. Lead
 - c. Sodium
 - d. Chlorine
2. Give the relative atomic mass (A_r) of:
 - a. Helium
 - b. Francium
 - c. Barium
 - d. Oxygen
3. What is the number of neutrons in each of the following elements?
 - a. Fluorine
 - b. Beryllium
 - c. Gold

Activity 10 Formulae of common compounds

State the formulae of the following compounds:

1. Methane
2. Sulfuric acid
3. Potassium manganate (VII)
4. Water

Activity 11 Ions and ionic compounds

The table below lists the formulae of some common ions.

Positive ions		Negative ions	
Name	Formula	Name	Formula
Aluminium	Al^{3+}	Bromide	Br^-
Ammonium	NH_4^+	Carbonate	CO_3^{2-}
Barium	Ba^{2+}	Chloride	Cl^-
Calcium	Ca^{2+}	Fluoride	F^-
Copper(II)	Cu^{2+}	Iodide	I^-
Hydrogen	H^+	Hydroxide	OH^-
Iron(II)	Fe^{2+}	Nitrate	NO_3^-
Iron(III)	Fe^{3+}	Oxide	O^{2-}
Lead	Pb^{2+}	Sulfate	SO_4^{2-}
Lithium	Li^+	Sulfide	S^{2-}
Magnesium	Mg^{2+}		
Potassium	K^+		
Silver	Ag^+		
Sodium	Na^+		
Zinc	Zn^{2+}		

Use the table to state the formulae for the following ionic compounds.

1. Magnesium bromide
2. Barium oxide
3. Zinc chloride
4. Ammonium chloride
5. Ammonium carbonate
6. Aluminium bromide
7. Calcium nitrate
8. Iron (II) sulfate
9. Iron (III) sulfate

Activity 13 Balancing equations

1. Write balanced symbol equations for the following reactions.

You'll need to use the information on the previous pages to work out the formulae of the compounds.

Remember some of the elements may be diatomic molecules.

- Aluminium + oxygen \rightarrow aluminium oxide
- Methane + oxygen \rightarrow carbon dioxide + water
- Calcium carbonate + hydrochloric acid \rightarrow calcium chloride + water + carbon dioxide

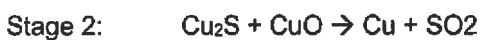
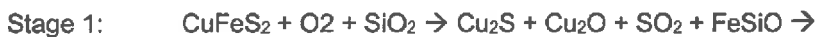
2. Chalcopyrite is a sulfide mineral with formula CuFeS_2 .

Chalcopyrite is the most important copper ore. It is a sulfide mineral, a member of iron (2+) sulfides and a copper sulfide.

Copper can be produced from rock that contains CuFeS_2 in two stages.

Balance the equations for the two stages in this process.

Hint: remember that sometimes fractions have to be used to balance equations.



Book Recommendations

Periodic Tales: The Curious Lives of the Elements (Paperback) Hugh Aldersey-Williams



ISBN-10: 0141041455

This book covers the chemical elements, where they come from and how they are used. There are loads of fascinating insights into uses for chemicals you would have never even thought about.

The Science of Everyday Life: Why Teapots Dribble, Toast Burns and Light Bulbs Shine (Hardback) Marty Jopson



ISBN-10: 1782434186

The title says it all really, lots of interesting stuff about the things around you home!

Bad Science (Paperback) Ben Goldacre



ISBN-10: 000728487X

Here Ben Goldacre takes apart anyone who published bad / misleading or dodgy science – this book will make you think about everything the advertising industry tries to sell you by making it sound 'sciency'.

Calculations in AS/A Level Chemistry (Paperback) Jim Clark



ISBN-10: 0582411270

If you struggle with the calculations side of chemistry, this is the book for you. Covers all the possible calculations you are ever likely to come across. Brought to you by the same guy who wrote the excellent chemguide.co.uk website.