

Student Guide

www.educake.co.uk

What is Educake?

- Educake is a website for science homework and revision
- Teachers can set you homework with Educake
- You can set yourself revision tests
- Educake works on PCs, tablets and smartphones

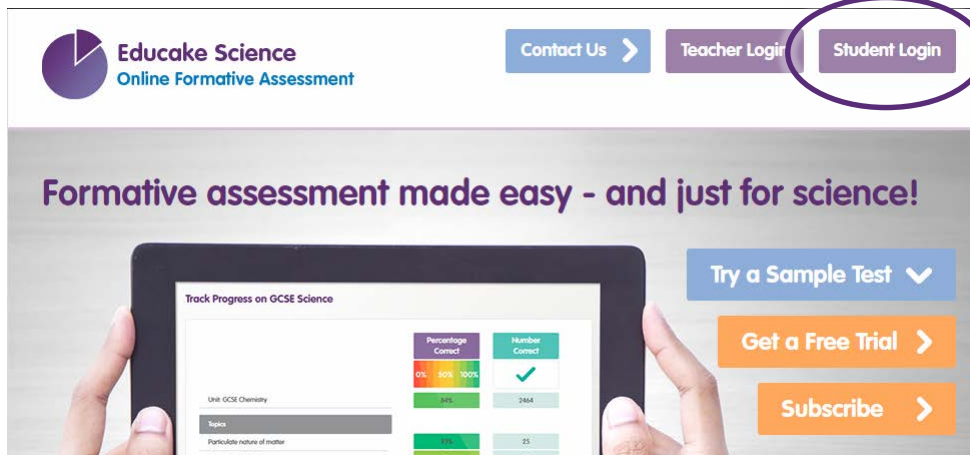
The screenshot displays the Educake Science website interface. At the top left is the logo for Educake Science, described as 'Online Formative Assessment'. Navigation buttons for 'Contact Us', 'Teacher Login', and 'Student Login' are visible. The main heading reads 'Formative assessment made easy - and just for science!'. A central tablet displays a 'Track Progress on GCSE Science' dashboard. This dashboard includes a summary table for 'Unit: GCSE Chemistry' and a detailed table of progress by topic. The summary table shows a 'Percentage Correct' of 80% (with a '00%' target) and a 'Number Correct' of 244. The topic table lists various chemistry topics with their respective progress percentages and question counts. To the right of the tablet are three call-to-action buttons: 'Try a Sample Test', 'Get a Free Trial', and 'Subscribe'. At the bottom right, there is a circular badge for 'bett AWARDS 2017 WINNER'.

Percentage Correct	Number Correct
80% 00%	244

Topic	Percentage Correct	Number Correct
Particulate nature of matter	85%	25
Experimental techniques	78%	28
Atomic structure and the periodic table	85%	319
Bonding	88%	79
Ionic bonds	80%	61
Molecules and covalent bonds	77%	37
Macromolecules	59%	10
Metallic bonding	73%	36
Stoichiometry	80%	56
The mole	54%	9

How do you log in to Educake?

- Go to www.educake.co.uk in a web browser, like Chrome or Safari
- Click on the “Student Login” button:



- Enter the username and password your teacher gave you
- Usernames are your first name, then the first letter of your last name, then a 4 digit number.
- For example, Brian Pie’s username might be brianp0007

How do I answer a test?

- When you log in you will see this page:

The screenshot shows the 'My Educake' dashboard. At the top right is a 'Show Help' button. Below it is a green banner that says 'Your teachers have set you 2 new tests...' with a 'Hide New Tests' button and an upward arrow. A table lists the tests:

Set By	Test Name	Questions	End Date
Dr Newton	Properties of waves, Waves, hearing, exploration and detection (separate physics...	22	23 days ago
Miss Curie	Forces and elasticity, Pressure in a fluid 1 (separate physics only), Pressure i...	51	103 days ago

Below the table are two columns of buttons. The left column has buttons for 'Key Stage 3 Science' (with sub-options: Answer 10 Random Questions, Set Yourself a Test, View Your Test Results, View Your Results by Topic) and 'GCSE (9-1) Science – AQA' (with sub-options: Answer 10 Random Questions, Set Yourself a Test, View Your Test Results). The right column has buttons for 'Reports' (with sub-option: View Your Report) and 'Help' (with sub-options: Change Your Password, What Do You Think of Educake?). A purple arrow points from the bottom right towards the '51' in the table.

- Tests your teachers have set you are in green at the top
- Click on a green test to take it and answer the questions

How do I set myself a test?

- Click on “Set Yourself a Test” to revise a topic

The screenshot shows the 'My Educake' interface. At the top, there is a 'Show Help' button. Below it, a green banner states 'Your teachers have set you 2 new tests...' with a 'Hide New Tests' button and an upward arrow. A table lists two tests:

Set By	Test Name	Questions	End Date
Dr Newton	Properties of waves, Waves, hearing, exploration and detection (separate physics...	22	23 days ago
Miss Curie	Forces and elasticity, Pressure in a fluid 1 (separate physics only), Pressure i...	51	103 days ago

Below the table, there are two main sections of buttons. The left section is for 'Key Stage 3 Science' and 'GCSE (9-1) Science – AQA'. The right section is for 'Reports' and 'Help'. A purple arrow points from the 'Set Yourself a Test' button in the 'GCSE (9-1) Science – AQA' section to the 'Set Yourself a Test' button in the table.

Key Stage 3 Science

- Answer 10 Random Questions
- Set Yourself a Test
- View Your Test Results
- View Your Results by Topic

GCSE (9-1) Science – AQA

- Answer 10 Random Questions
- Set Yourself a Test

Reports

- View Your Report

Help

- Change Your Password
- What Do You Think of Educake?

- You can choose the topics you want to revise
- You can choose the number of questions you want to answer

What are Educake tests like?

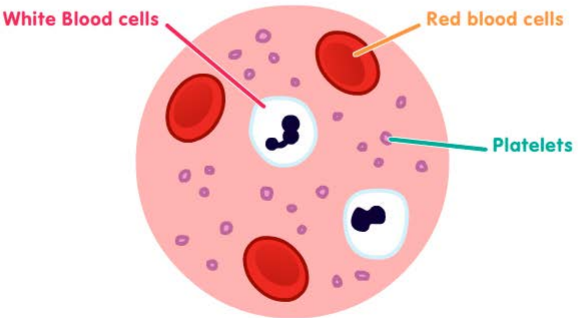
- Educake tests are made of short questions
- They are made to improve your knowledge and understanding of science

Key Stage 3 Science - Biology Show Help

Question 1 of 17 0 ✓ 0 %

Look at the picture of a blood sample: What do white blood cells have that red blood cells do not?

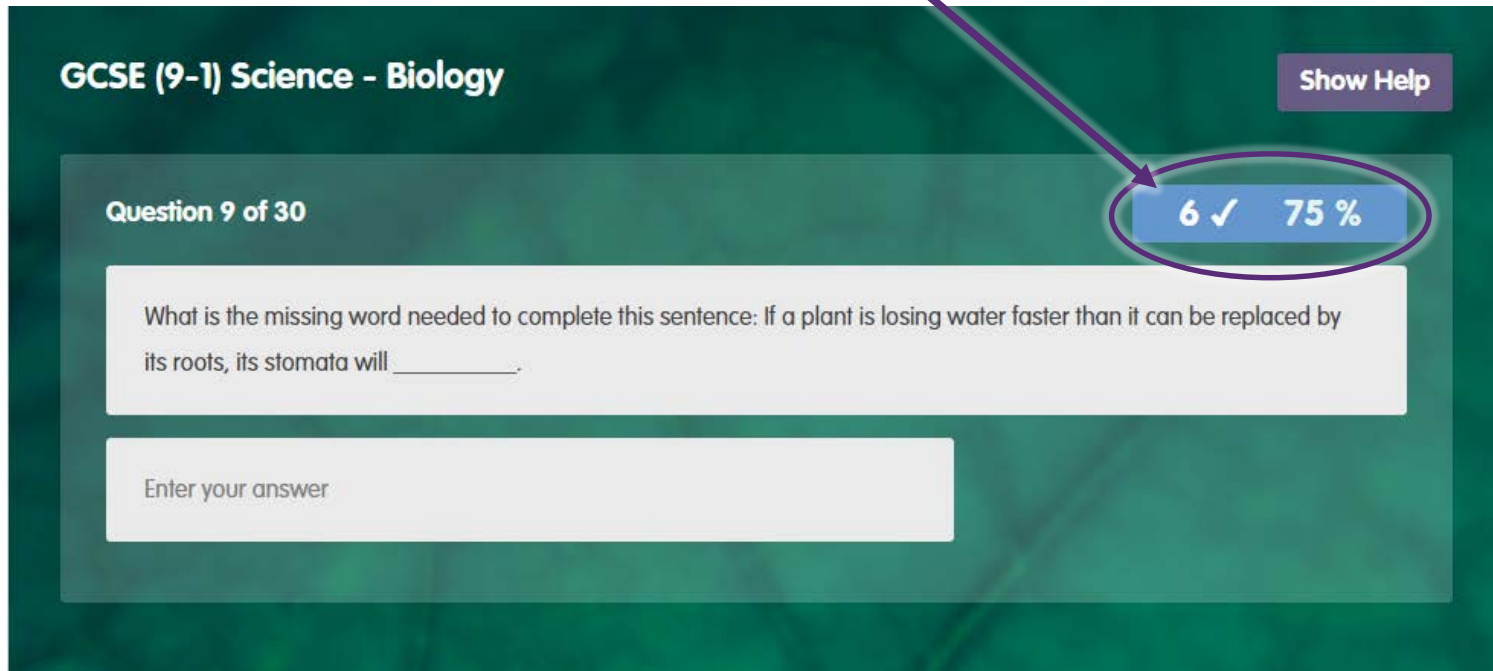
Enter your answer



A blood sample

What are Educake tests like?

- The questions aren't all multiple choice
- You usually type in the answer
- Educake accepts small spelling mistakes
- Your score so far on the test is shown here:



GCSE (9-1) Science - Biology [Show Help](#)

Question 9 of 30

6 ✓ 75 %

What is the missing word needed to complete this sentence: If a plant is losing water faster than it can be replaced by its roots, its stomata will _____.

Enter your answer

What happens when I finish a test?
























- When you finish a test you can see your results
- You can take tests again by clicking here:

My Educake > GCSE (9-1) Science Test Results

Show Help

Name / Main Topic	Year	Class	Completed	Start Date	End Date
Communicable diseases	9	All	1 / 1	06-04-2017	06-04-2017

All Q1 Q2 Q3 Q4 Q5 Q6 Q7 Q8 Q9 Q10 Q11 Q12 Q13 Q14 Q15 Q16 Q17 Q18 Q19 Q20

Brian Pie                       

Take test again >

View Your Progress >

- You can view your progress by clicking here:

View your progress each time you finish a test

- Topics you know well are coloured green
- Topics you need to revise more are coloured red
- Click on a topic to take a revision test on it

My Educake > Track Your Progress on GCSE (9-1) Science, Chemistry

Topic	Percentage Correct	Questions Answered	Answer 10 More Questions
4.1 Atomic Structure and the Periodic Table (Paper 1)			
Atoms, elements, and compounds: th...	91%	247	▶
Mixtures	71%	14	▶
Atomic models	65%	129	▶
The periodic table	72%	65	▶
Group 0	19%	41	▶
The transition metals (separate ch...	88%	8	▶
4.2 Bonding, Structure and the Properties of Matter (Paper 1)			
Chemical bonds	74%	57	▶

To sum up Educake

- Go to www.educake.co.uk or click on the link your teacher sends you
- Your teachers can set you tests
- You can set tests yourself
- Educake tells you which topics you know and which you need to practise
- The more times you answer a question, the better you will learn, so keep practising!



www.educake.co.uk